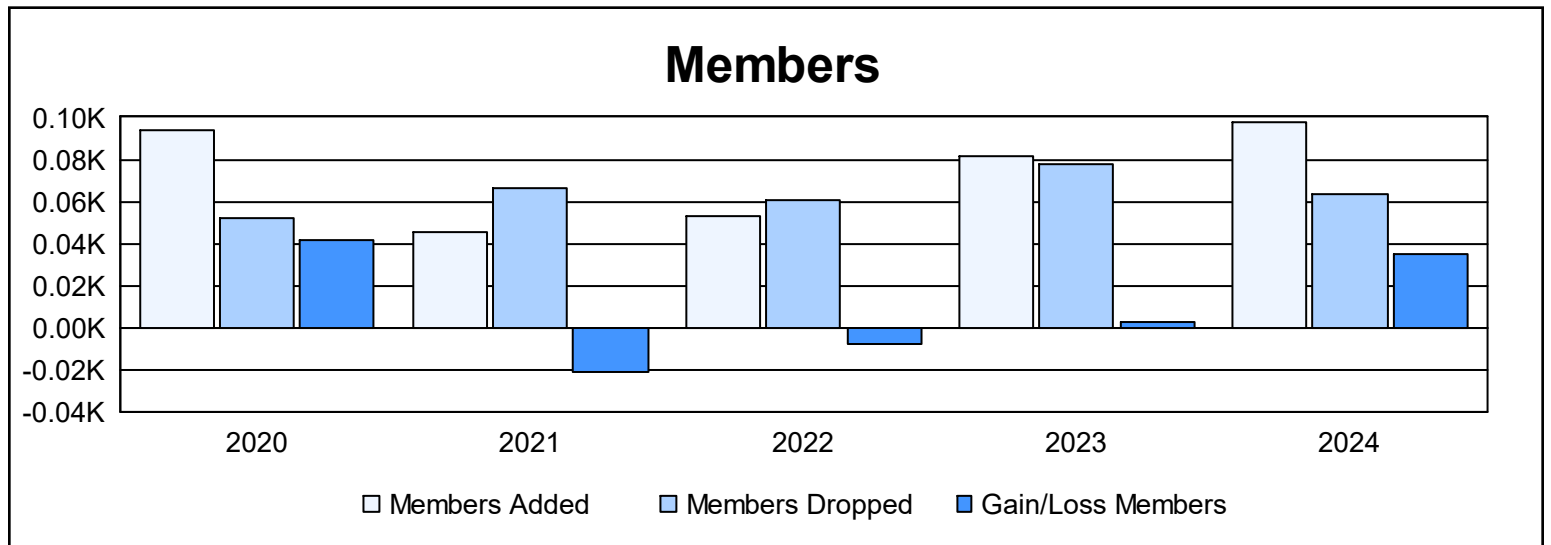

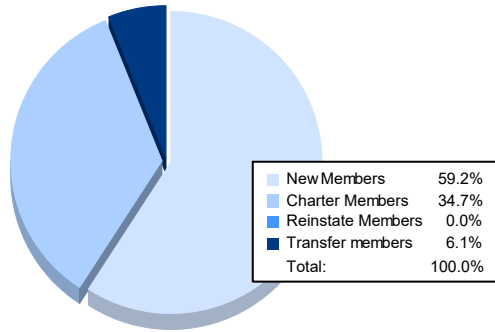


Year	New Clubs	Dropped Clubs	Gain/ Loss Clubs	New Members	Charter Members	Reinstate Members	Transfer Members	Total Member Added	Total Members Dropped	Gain/ Loss Members
2019-2020	1	0	1	65	23	1	5	94	52	42
2020-2021	0	0	0	42	0	0	3	45	66	-21
2021-2022	0	0	0	47	0	0	6	53	61	-8
2022-2023	0	0	0	74	0	0	7	81	78	3
2023-2024	1	0	1	58	34	0	6	98	63	35
Average	0	0	0	57	11	0	5	74	64	10



Membership Composition June 2024 Cumulative



Gender Composition June 2024 Cumulative

